

**2023 CHEROKEE COUNTY ASSESSOR'S OFFICE REPORT TO THE EXCISE BOARD**

07/26/2023

City/Village								
DISTRICT	DESCRIPTION	PERSONAL PROPERTY	REAL PROPERTY	PUBLIC SERVICE	TOTAL VALUATION	HOMESTEAD EXEMPTIONS	OTHER EXEMPTIONS	NET VALUATION
T01	Norwood D-14	300	38,615	3,333	42,248	2,000	0	40,248
T02	Grandview D-34	308,767	6,531,096	8,359	6,848,222	105,000	46,127	6,697,095
T03	Tahlequah I-35	9,414,302	80,730,400	1,874,970	92,019,672	1,099,154	1,386,084	89,534,434
T04	Briggs D-44	102,850	1,019,547	690	1,123,087	26,000	28,573	1,068,514
T05	Hulbert I-16	90,539	1,646,191	155,222	1,891,952	53,657	27,777	1,810,518
T06	Oaks I-5	0	0	621	621	0	0	621
<b>CITY/VILLAGE TOTAL VALUATION</b>		<b>9,916,758</b>	<b>89,965,849</b>	<b>2,043,195</b>	<b>101,925,802</b>	<b>1,285,811</b>	<b>1,488,561</b>	<b>99,151,430</b>

County								
DISTRICT	DESCRIPTION	PERSONAL PROPERTY	REAL PROPERTY	PUBLIC SERVICE	TOTAL VALUATION	HOMESTEAD EXEMPTIONS	OTHER EXEMPTIONS	NET VALUATION
C001	Cherokee County General	22,376,979	252,047,514	12,665,435	287,089,928	6,080,059	6,066,373	274,943,496
<b>COUNTY TOTAL VALUATION</b>		<b>22,376,979</b>	<b>252,047,514</b>	<b>12,665,435</b>	<b>287,089,928</b>	<b>6,080,059</b>	<b>6,066,373</b>	<b>274,943,496</b>

School								
DISTRICT	DESCRIPTION	PERSONAL PROPERTY	REAL PROPERTY	PUBLIC SERVICE	TOTAL VALUATION	HOMESTEAD EXEMPTIONS	OTHER EXEMPTIONS	NET VALUATION
D-10 Low	Lowrey	639,398	6,038,929	635,152	7,313,479	189,919	196,410	6,927,150
D-14 Nor	Norwood	379,569	7,136,807	803,297	8,319,673	257,818	312,227	7,749,628
D-21 Woo	Woodall	864,681	5,905,343	427,809	7,197,833	230,146	289,934	6,677,753
D-26 Sha	Shady Grove	143,617	4,015,520	264,713	4,423,850	161,773	128,523	4,133,554
D-31 Peg	Peggs	585,029	6,232,442	920,648	7,738,119	273,587	207,015	7,257,517
D-34 Gra	Grandview	801,007	19,060,090	550,839	20,411,936	469,349	424,030	19,518,557
D-44 Bri	Briggs	688,881	11,207,861	820,950	12,717,692	401,480	346,539	11,969,673
D-6 Keys	Keys	2,364,009	42,296,213	1,308,097	45,968,319	749,844	1,177,170	44,041,305
D-66 Ten	Tenkiller	630,882	5,546,856	304,139	6,481,877	239,235	128,497	6,114,145
I-11 Rur	Skelly/Westville	9,458	306,659	4,251	320,368	5,000	4,656	310,712
I-16 Hul	Hulbert	1,603,906	17,548,647	1,402,978	20,555,531	544,385	333,702	19,677,444
I-17 Loc	Locust Grove	147,608	1,197,422	5,845	1,350,875	41,333	16,092	1,293,450
I-3 Litt	Little Kansas	96,842	1,274,560	149,671	1,521,073	38,000	54,107	1,428,966
I-35 Tah	Tahlequah	11,750,859	113,215,234	4,290,584	129,256,677	2,135,712	2,268,423	124,852,542

2023 CHEROKEE COUNTY ASSESSOR'S OFFICE REPORT TO THE EXCISE BOARD

07/26/2023

I-3M Ft. Ft Gibson	163,753	7,141,064	90,408	7,395,225	209,000	133,915	7,052,310
I-5 Oaks Oaks	1,507,480	3,923,867	686,054	6,117,401	133,478	45,133	5,938,790
<b>SCHOOL TOTAL VALUATION</b>	<b>22,376,979</b>	<b>252,047,514</b>	<b>12,665,435</b>	<b>287,089,928</b>	<b>6,080,059</b>	<b>6,066,373</b>	<b>274,943,496</b>

Vo-Tech								
DISTRICT	DESCRIPTION	PERSONAL PROPERTY	REAL PROPERTY	PUBLIC SERVICE	TOTAL VALUATION	HOMESTEAD EXEMPTIONS	OTHER EXEMPTIONS	NET VALUATION
V11	NORTHEAST VO TECH	1,751,930	6,395,849	841,570	8,989,349	212,811	115,332	8,661,206
V4	INDIAN CAPITAL VO TECH	20,625,049	245,651,665	11,823,865	278,100,579	5,867,248	5,951,041	266,282,290
<b>VO-TECH TOTAL VALUATION</b>		<b>22,376,979</b>	<b>252,047,514</b>	<b>12,665,435</b>	<b>287,089,928</b>	<b>6,080,059</b>	<b>6,066,373</b>	<b>274,943,496</b>

I, Stephanie Teague, Assessor of Cherokee County Oklahoma, do hereby certify that the foregoing is a true and correct statement of valuations for Real Estate, Personal Property, Public Service and Homestead Exemptions as certified by the State Board of Equalization and shown by the records in the County Assessor's office. Subscribed by my name and affixed the seal of the County Assessors office on this day of 07/26/2023.


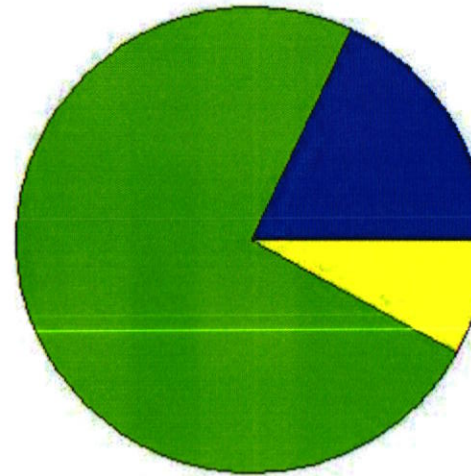
State of Oklahoma )  
 ) SS Stephanie Teague 7-31-23 Stephanie Teague  
 Cherokee County ) Date County Assessor  
 Cherokee County Seal

I, County Clerk of Cherokee County Oklahoma, do hereby certify that the above is a true, correct and complete list of the valuations of Cherokee County Oklahoma as certified by the Cherokee County Assessor's office.

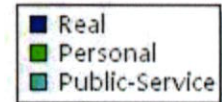
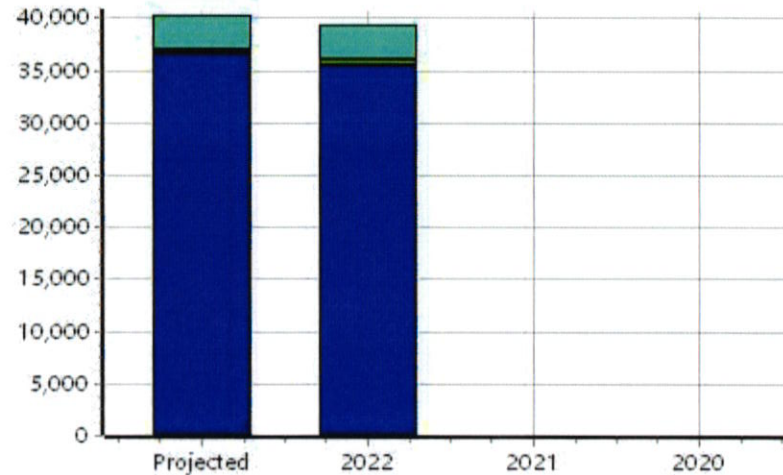
Cheryl A. Grammel County Clerk Cherokee County Seal  
 Excise Board: Jim Haney Brian Crowe Butch George 7-31-23  
 Date



Real	Count	Value
Agricultural	1	7,482
Commercial	0	0
Residential	2	31,133
<b>Total Real Value</b>	<b>3</b>	<b>38,615</b>
Homestead	2	2,000
Veteran	0	0
Other	0	0
<b>Total Exempt</b>	<b>2</b>	<b>2,000</b>
<b>TIF Increment Value</b>		
<b>Net Assessed</b>		<b>36,615</b>
<b>Net Assessed Under Protest</b>		
Senior Freeze	0	0
Capped Parcels	3	29,901




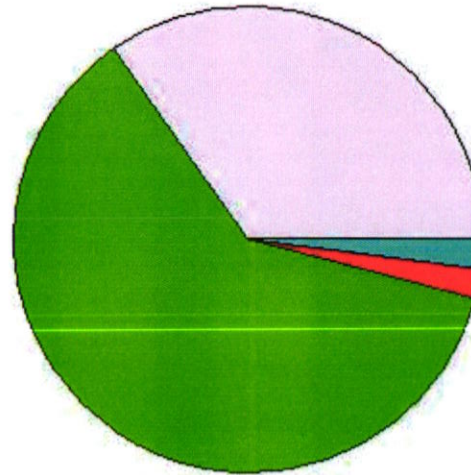
Personal	Count	Value
Agricultural	1	300
Commercial	0	0
Mobile Home	0	0
<b>Total Personal</b>	<b>1</b>	<b>300</b>
<b>Total Exempt</b>	<b>0</b>	<b>0</b>
<b>TIF Increment Value</b>		
<b>Net Assessed</b>		<b>300</b>
<b>Net Assessed Under Protest</b>		
<b>Public Service</b>		
<b>Total PS Value</b>	<b>2</b>	<b>3,333</b>
<b>TIF Increment Value</b>		
<b>Net Assessed</b>		<b>3,333</b>



<b>District Totals</b>	
Total Gross Value	42,248
Homestead Loss	2,000
Other Exemption Loss	0
<b>TIF Increment Value</b>	
<b>Retained TIF Value</b>	
<b>Net Assessed Value</b>	<b>40,248</b>
<b>Net Assessed Under Protest</b>	

\* Public Service Protests Values are not included on this report.

Real	Count	Value
Agricultural	18	26,972
Commercial	33	2,383,057
Residential	461	4,121,067
<b>Total Real Value</b>	<b>512</b>	<b>6,531,096</b>
Homestead	95	105,000
Veteran	6	46,127
Other	0	0
<b>Total Exempt</b>	<b>111</b>	<b>151,127</b>



**TIF Increment Value**

**Net Assessed** 6,379,969

**Net Assessed Under Protest**

Senior Freeze	19	65,675
Capped Parcels	281	3,311,497

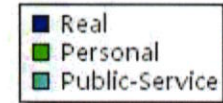
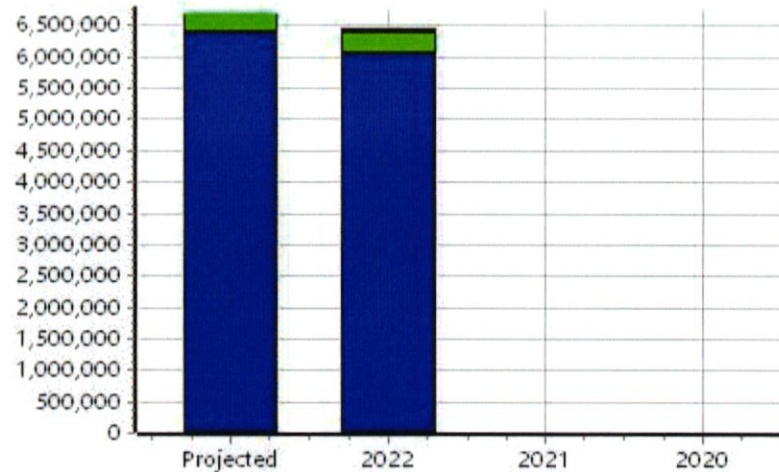
Personal	Count	Value
Agricultural	6	1,431
Commercial	5	181,474
Mobile Home	59	127,862
<b>Total Personal</b>	<b>70</b>	<b>310,767</b>
<b>Total Exempt</b>	<b>1</b>	<b>2,000</b>

**TIF Increment Value**

**Net Assessed** 308,767

**Net Assessed Under Protest**

Public Service	Count	Value
<b>Total PS Value</b>	<b>2</b>	<b>8,359</b>
<b>TIF Increment Value</b>		
<b>Net Assessed</b>		<b>8,359</b>



**District Totals**


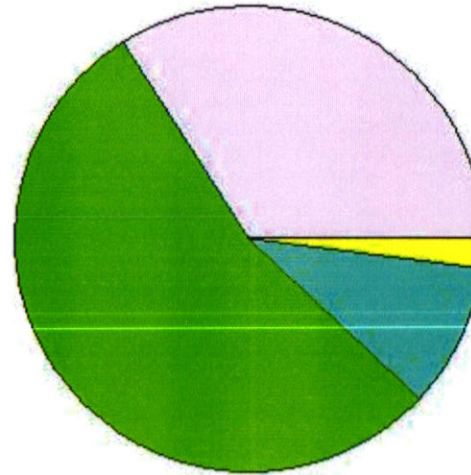
Total Gross Value	6,850,222
Homestead Loss	105,000
Other Exemption Loss	48,127
<b>TIF Increment Value</b>	
<b>Retained TIF Value</b>	
<b>Net Assessed Value</b>	<b>6,697,095</b>

**Net Assessed Under Protest**

\* Public Service Protests Values are not included on this report.



Real	Count	Value
Agricultural	35	99,942
Commercial	810	31,055,302
Residential	4,529	49,575,156
<b>Total Real Value</b>	<b>5,374</b>	<b>80,730,400</b>
Homestead	1,009	1,099,154
Veteran	92	1,386,084
Other	0	0
<b>Total Exempt</b>	<b>1,198</b>	<b>2,485,238</b>



**TIF Increment Value**

**Net Assessed** 78,245,162

**Net Assessed Under Protest**

Senior Freeze	208	811,421
Capped Parcels	2,544	15,010,844

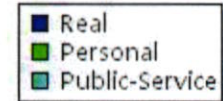
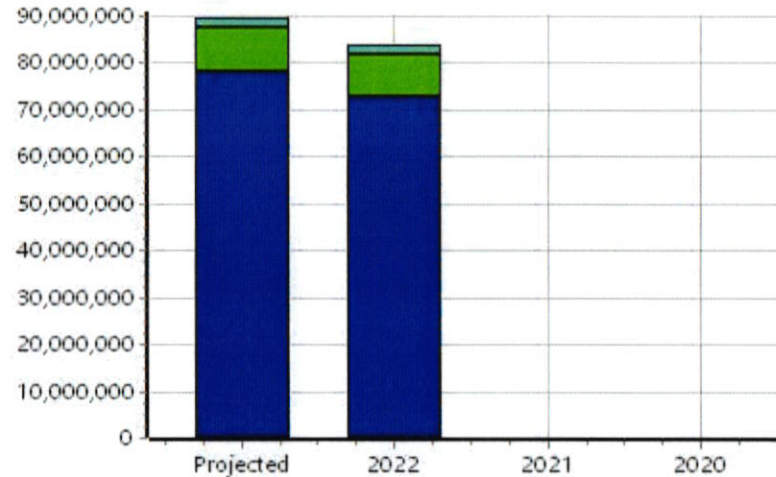
Personal	Count	Value
Agricultural	67	492,051
Commercial	596	8,622,833
Mobile Home	242	299,418
<b>Total Personal</b>	<b>905</b>	<b>9,414,302</b>
<b>Total Exempt</b>	<b>0</b>	<b>0</b>

**TIF Increment Value**

**Net Assessed** 9,414,302

**Net Assessed Under Protest**

Public Service	Count	Value
<b>Total PS Value</b>	<b>14</b>	<b>1,874,970</b>
<b>TIF Increment Value</b>		
<b>Net Assessed</b>		<b>1,874,970</b>



**District Totals**

Total Gross Value	92,019,672
Homestead Loss	1,099,154
Other Exemption Loss	1,386,084
<b>TIF Increment Value</b>	
<b>Retained TIF Value</b>	
<b>Net Assessed Value</b>	<b>89,534,434</b>

**Net Assessed Under Protest**

\* Public Service Protests Values are not included on this report.

Real	Count	Value
Agricultural	5	16,048
Commercial	11	446,921
Residential	77	556,578
<b>Total Real Value</b>	<b>93</b>	<b>1,019,547</b>
Homestead	22	26,000
Veteran	2	28,573
Other	0	0
<b>Total Exempt</b>	<b>28</b>	<b>54,573</b>

**TIF Increment Value**

**Net Assessed** 964,974

**Net Assessed Under Protest**

Senior Freeze	7	16,635
Capped Parcels	55	458,741

Personal	Count	Value
Agricultural	1	2,475
Commercial	5	70,757
Mobile Home	35	29,618
<b>Total Personal</b>	<b>41</b>	<b>102,850</b>
<b>Total Exempt</b>	<b>0</b>	<b>0</b>

**TIF Increment Value**

**Net Assessed** 102,850

**Net Assessed Under Protest**

Public Service	Count	Value
<b>Total PS Value</b>	<b>4</b>	<b>690</b>

**TIF Increment Value**

**Net Assessed** 690

**District Totals**

Total Gross Value	1,123,087
Homestead Loss	26,000
Other Exemption Loss	28,573

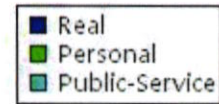
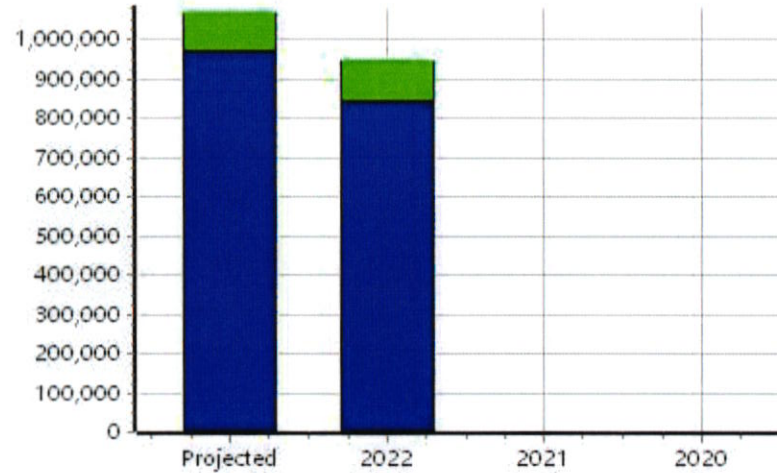

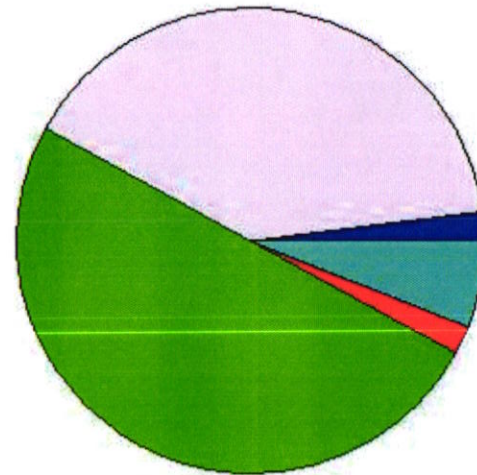
**TIF Increment Value**

**Retained TIF Value**

**Net Assessed Value** 1,068,514


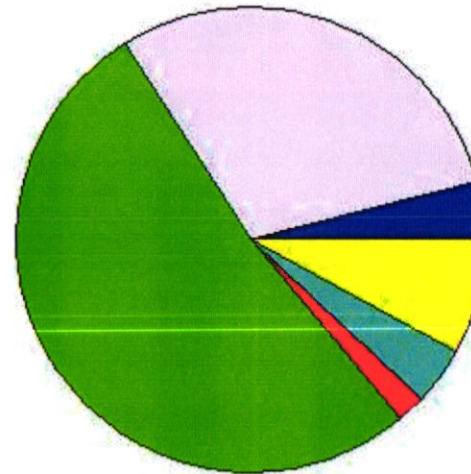
**Net Assessed Under Protest**

\* Public Service Protests Values are not included on this report.





Real	Count	Value
Agricultural	7	86,386
Commercial	38	558,769
Residential	217	1,001,036
<b>Total Real Value</b>	<b>262</b>	<b>1,646,191</b>
Homestead	46	53,657
Veteran	5	27,777
Other	0	0
<b>Total Exempt</b>	<b>61</b>	<b>81,434</b>



**TIF Increment Value**

**Net Assessed** 1,564,757

**Net Assessed Under Protest**

Senior Freeze	11	33,418
Capped Parcels	257	2,160,264

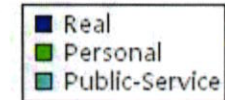
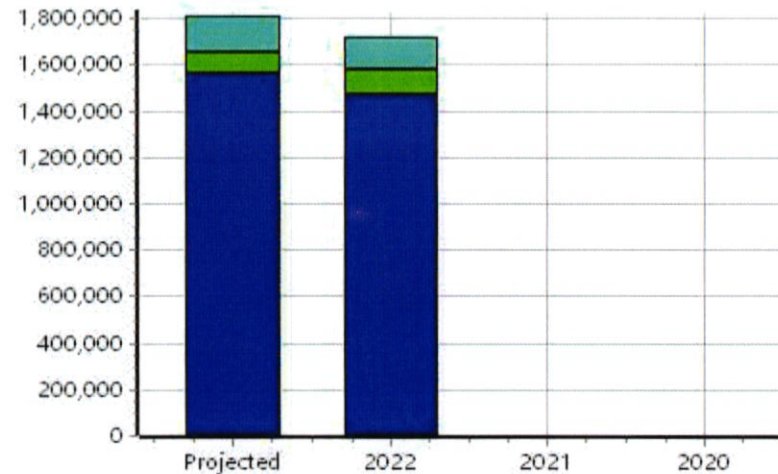
Personal	Count	Value
Agricultural	5	1,176
Commercial	12	60,611
Mobile Home	16	28,752
<b>Total Personal</b>	<b>33</b>	<b>90,539</b>
<b>Total Exempt</b>	<b>0</b>	<b>0</b>

**TIF Increment Value**

**Net Assessed** 90,539

**Net Assessed Under Protest**



Public Service	Count	Value
<b>Total PS Value</b>	<b>4</b>	<b>155,222</b>
<b>TIF Increment Value</b>		
<b>Net Assessed</b>		<b>155,222</b>



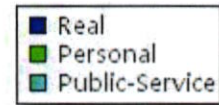
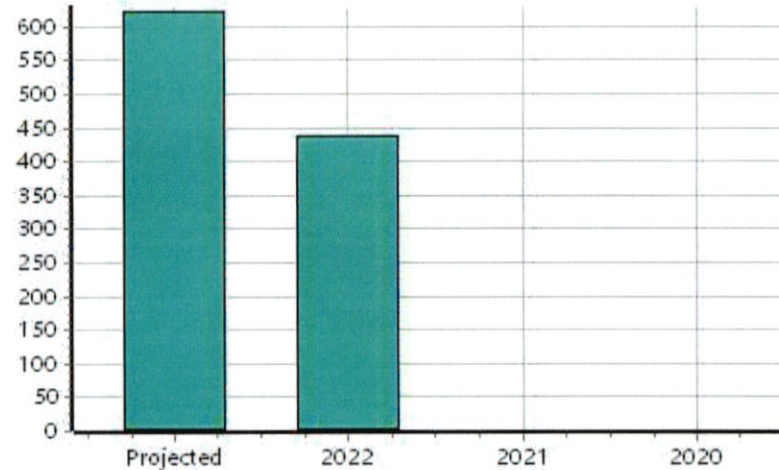
District Totals	
Total Gross Value	1,891,952
Homestead Loss	53,657
Other Exemption Loss	27,777
<b>TIF Increment Value</b>	
<b>Retained TIF Value</b>	
<b>Net Assessed Value</b>	<b>1,810,518</b>
<b>Net Assessed Under Protest</b>	

\* Public Service Protests Values are not included on this report.

Real	Count	Value
Agricultural	0	0
Commercial	0	0
Residential	0	0
<b>Total Real Value</b>	<b>0</b>	<b>0</b>
Homestead	0	0
Veteran	0	0
Other	0	0
<b>Total Exempt</b>	<b>0</b>	<b>0</b>
<b>TIF Increment Value</b>		
<b>Net Assessed</b>		<b>0</b>
<b>Net Assessed Under Protest</b>		
Senior Freeze	0	0
Capped Parcels	1	2,640



Personal	Count	Value
Agricultural	0	0
Commercial	0	0
Mobile Home	0	0
<b>Total Personal</b>	<b>0</b>	<b>0</b>
<b>Total Exempt</b>	<b>0</b>	<b>0</b>
<b>TIF Increment Value</b>		
<b>Net Assessed</b>		<b>0</b>
<b>Net Assessed Under Protest</b>		
<b>Public Service</b>		
<b>Total PS Value</b>	<b>1</b>	<b>621</b>
<b>TIF Increment Value</b>		
<b>Net Assessed</b>		<b>621</b>

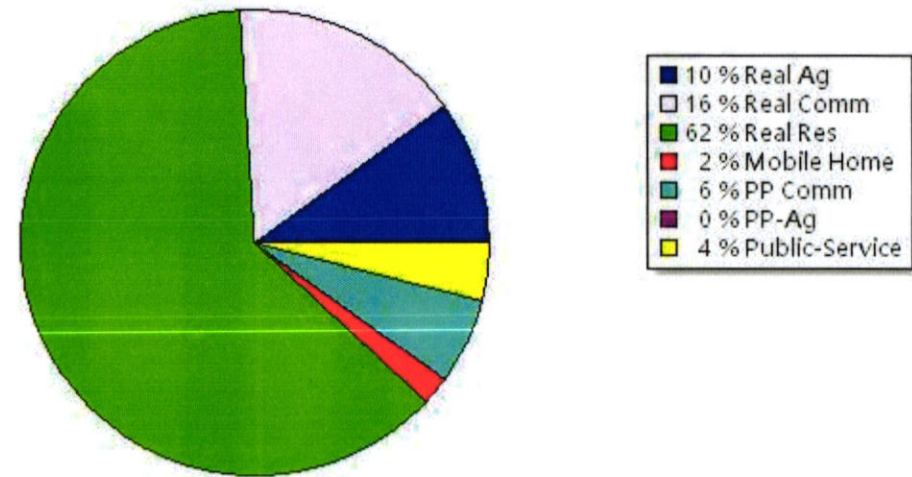


<b>District Totals</b>	
Total Gross Value	621
Homestead Loss	0
Other Exemption Loss	0
<b>TIF Increment Value</b>	
<b>Retained TIF Value</b>	
<b>Net Assessed Value</b>	<b>621</b>
<b>Net Assessed Under Protest</b>	

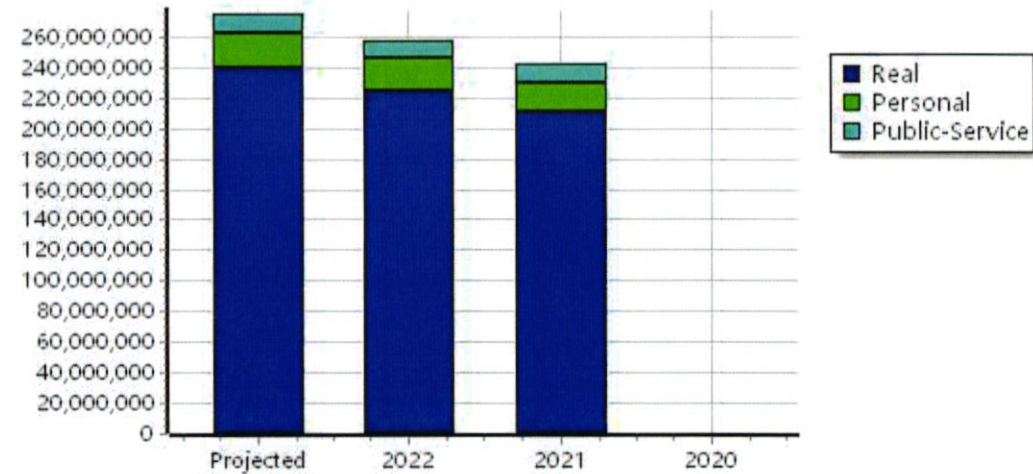
\* Public Service Protests Values are not included on this report.



Real	Count	Value
Agricultural	5,374	28,166,104
Commercial	1,317	43,851,925
Residential	26,768	180,029,485
<b>Total Real Value</b>	<b>33,459</b>	<b>252,047,514</b>
Homestead	5,603	6,080,059
Veteran	516	6,066,373
Other	0	0
<b>Total Exempt</b>	<b>6,645</b>	<b>12,146,432</b>
<b>TIF Increment Value</b>		
<b>Net Assessed</b>		<b>239,901,082</b>
<b>Net Assessed Under Protest</b>		
Senior Freeze	1,101	4,201,614
Capped Parcels	17,134	62,795,089




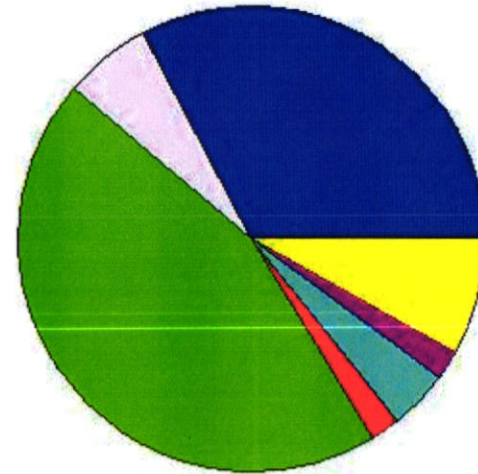
Personal	Count	Value
Agricultural	1,971	2,851,546
Commercial	1,105	14,393,894
Mobile Home	2,637	5,137,121
<b>Total Personal</b>	<b>5,713</b>	<b>22,382,561</b>
<b>Total Exempt</b>	<b>5</b>	<b>5,582</b>
<b>TIF Increment Value</b>		
<b>Net Assessed</b>		<b>22,376,979</b>
<b>Net Assessed Under Protest</b>		
Public Service	Count	Value
<b>Total PS Value</b>	<b>154</b>	<b>12,665,435</b>
<b>TIF Increment Value</b>		
<b>Net Assessed</b>		<b>12,665,435</b>



District Totals	
Total Gross Value	287,095,510
Homestead Loss	6,080,059
Other Exemption Loss	6,071,955
<b>TIF Increment Value</b>	
<b>Retained TIF Value</b>	
<b>Net Assessed Value</b>	<b>274,943,496</b>
<b>Net Assessed Under Protest</b>	

\* Public Service Protests Values are not included on this report.

Real	Count	Value
Agricultural	425	2,382,588
Commercial	20	407,016
Residential	645	3,249,325
<b>Total Real Value</b>	<b>1,090</b>	<b>6,038,929</b>
Homestead	173	189,919
Veteran	16	196,410
Other	0	0
<b>Total Exempt</b>	<b>206</b>	<b>386,329</b>



**TIF Increment Value**

**Net Assessed** 5,652,600

**Net Assessed Under Protest**

Senior Freeze	33	146,815
Capped Parcels	678	1,777,731

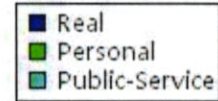
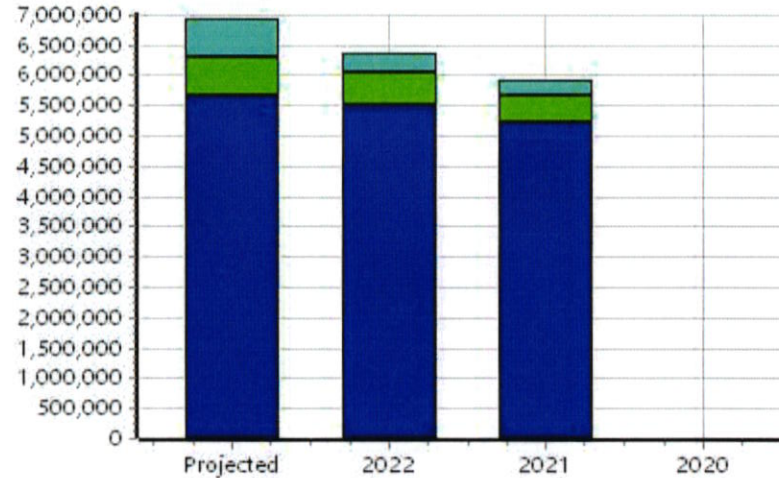
Personal	Count	Value
Agricultural	145	126,449
Commercial	30	350,706
Mobile Home	97	162,243
<b>Total Personal</b>	<b>272</b>	<b>639,398</b>
<b>Total Exempt</b>	<b>0</b>	<b>0</b>

**TIF Increment Value**

**Net Assessed** 639,398

**Net Assessed Under Protest**

Public Service	Count	Value
<b>Total PS Value</b>	<b>8</b>	<b>635,152</b>
<b>TIF Increment Value</b>		
<b>Net Assessed</b>		<b>635,152</b>



**District Totals**


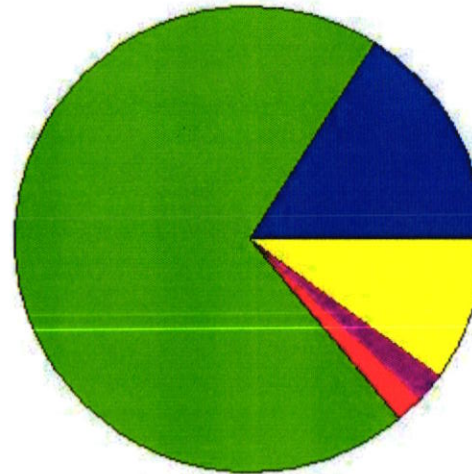
Total Gross Value	7,313,479
Homestead Loss	189,919
Other Exemption Loss	196,410
<b>TIF Increment Value</b>	
<b>Retained TIF Value</b>	
<b>Net Assessed Value</b>	<b>6,927,150</b>

**Net Assessed Under Protest**

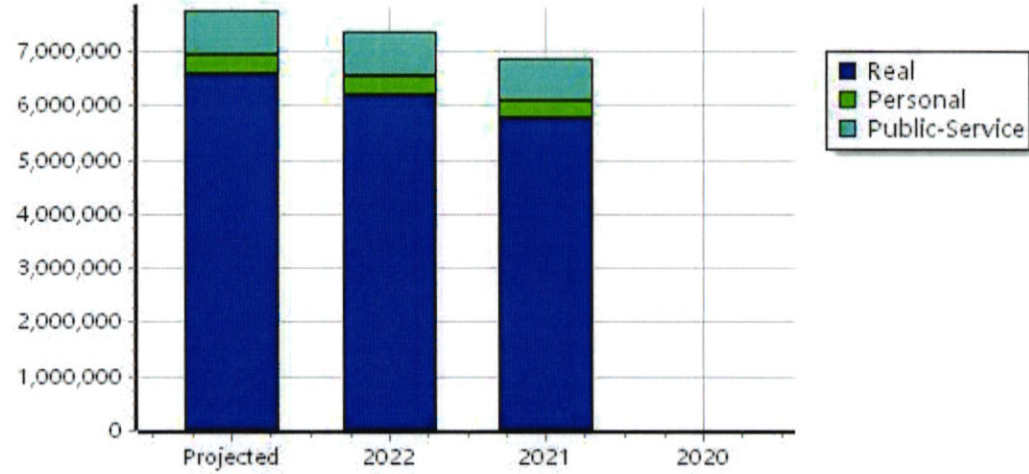
\* Public Service Protests Values are not included on this report.



Real	Count	Value
Agricultural	297	1,323,522
Commercial	4	56,047
Residential	865	5,757,238
<b>Total Real Value</b>	<b>1,166</b>	<b>7,136,807</b>
Homestead	242	257,818
Veteran	29	312,227
Other	0	0
<b>Total Exempt</b>	<b>288</b>	<b>570,045</b>
<b>TIF Increment Value</b>		
<b>Net Assessed</b>		<b>6,566,762</b>
<b>Net Assessed Under Protest</b>		
Senior Freeze	33	166,163
Capped Parcels	794	2,116,757




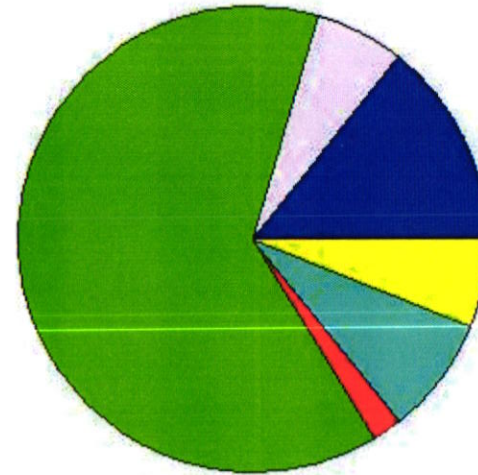
Personal	Count	Value
Agricultural	133	136,745
Commercial	13	47,472
Mobile Home	90	195,352
<b>Total Personal</b>	<b>236</b>	<b>379,569</b>
<b>Total Exempt</b>	<b>0</b>	<b>0</b>
<b>TIF Increment Value</b>		
<b>Net Assessed</b>		<b>379,569</b>
<b>Net Assessed Under Protest</b>		
Public Service	Count	Value
<b>Total PS Value</b>	<b>12</b>	<b>803,297</b>
<b>TIF Increment Value</b>		
<b>Net Assessed</b>		<b>803,297</b>



District Totals	
Total Gross Value	8,319,673
Homestead Loss	257,818
Other Exemption Loss	312,227
<b>TIF Increment Value</b>	
<b>Retained TIF Value</b>	
<b>Net Assessed Value</b>	<b>7,749,628</b>
<b>Net Assessed Under Protest</b>	

\* Public Service Protests Values are not included on this report.

Real	Count	Value
Agricultural	175	959,222
Commercial	26	433,820
Residential	655	4,512,301
<b>Total Real Value</b>	<b>856</b>	<b>5,905,343</b>
Homestead	217	230,146
Veteran	23	289,934
Other	0	0
<b>Total Exempt</b>	<b>255</b>	<b>520,080</b>



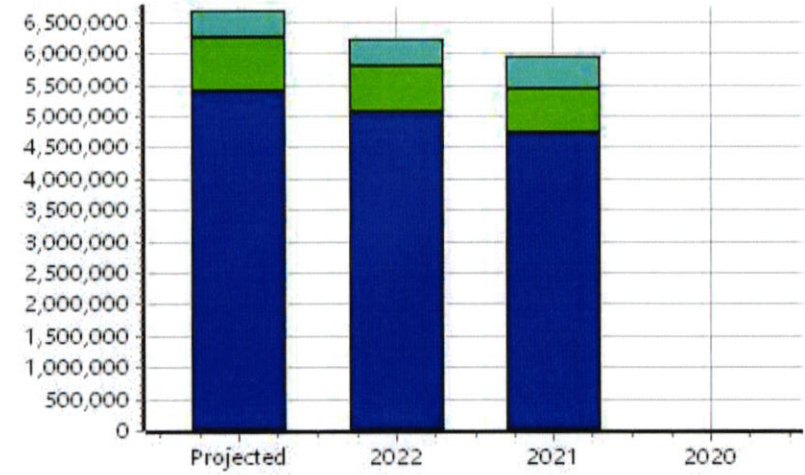
**TIF Increment Value**

**Net Assessed** 5,385,263

**Net Assessed Under Protest**

Senior Freeze	33	102,979
Capped Parcels	330	813,360

Personal	Count	Value
Agricultural	50	31,423
Commercial	19	635,160
Mobile Home	108	198,809
<b>Total Personal</b>	<b>177</b>	<b>865,392</b>
<b>Total Exempt</b>	<b>1</b>	<b>711</b>



**TIF Increment Value**

**Net Assessed** 864,681

**Net Assessed Under Protest**


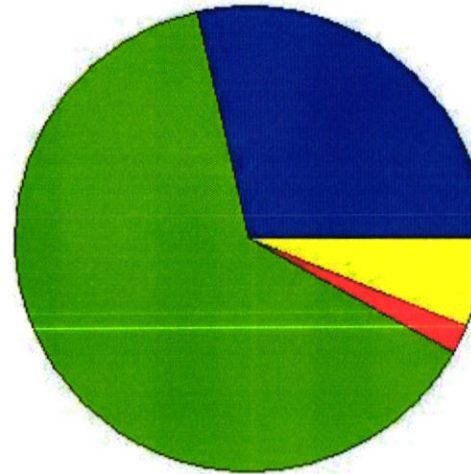
Public Service	Count	Value
<b>Total PS Value</b>	<b>6</b>	<b>427,809</b>
<b>TIF Increment Value</b>		
<b>Net Assessed</b>		<b>427,809</b>

District Totals	
Total Gross Value	7,198,544
Homestead Loss	230,146
Other Exemption Loss	290,645
<b>TIF Increment Value</b>	
<b>Retained TIF Value</b>	
<b>Net Assessed Value</b>	<b>6,677,753</b>
<b>Net Assessed Under Protest</b>	

\* Public Service Protests Values are not included on this report.



Real	Count	Value
Agricultural	227	1,232,929
Commercial	2	18,694
Residential	390	2,763,897
<b>Total Real Value</b>	<b>619</b>	<b>4,015,520</b>
Homestead	150	161,773
Veteran	12	128,523
Other	0	0
<b>Total Exempt</b>	<b>174</b>	<b>290,296</b>



**TIF Increment Value**

**Net Assessed** 3,725,224

**Net Assessed Under Protest**

Senior Freeze	27	128,166
Capped Parcels	350	1,052,464

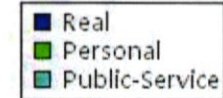
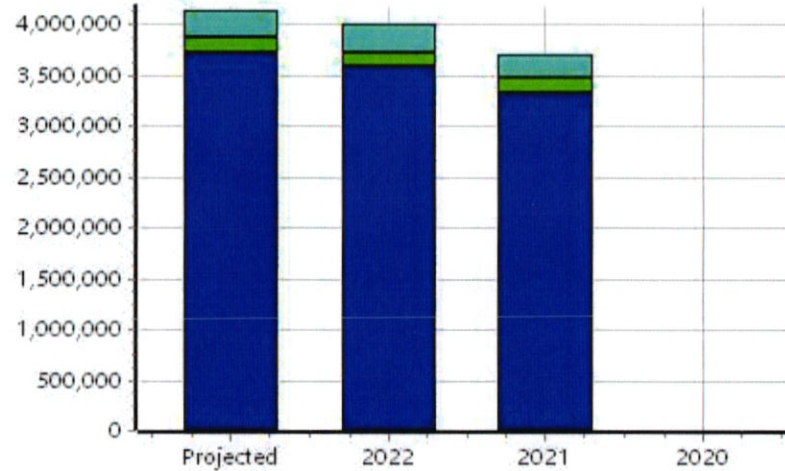
Personal	Count	Value
Agricultural	71	34,388
Commercial	15	16,417
Mobile Home	44	92,812
<b>Total Personal</b>	<b>130</b>	<b>143,617</b>
<b>Total Exempt</b>	<b>0</b>	<b>0</b>

**TIF Increment Value**

**Net Assessed** 143,617

**Net Assessed Under Protest**

Public Service	Count	Value
<b>Total PS Value</b>	<b>5</b>	<b>264,713</b>
<b>TIF Increment Value</b>		
<b>Net Assessed</b>		<b>264,713</b>



**District Totals**

Total Gross Value	4,423,850
Homestead Loss	161,773
Other Exemption Loss	128,523
<b>TIF Increment Value</b>	
<b>Retained TIF Value</b>	
<b>Net Assessed Value</b>	<b>4,133,554</b>

**Net Assessed Under Protest**

\* Public Service Protests Values are not included on this report.

Real	Count	Value
Agricultural	558	1,974,221
Commercial	11	299,212
Residential	841	3,959,009
<b>Total Real Value</b>	<b>1,410</b>	<b>6,232,442</b>
Homestead	252	273,587
Veteran	20	207,015
Other	0	0
<b>Total Exempt</b>	<b>296</b>	<b>480,602</b>

**TIF Increment Value**

**Net Assessed** 5,751,840

**Net Assessed Under Protest**

Senior Freeze	53	279,529
Capped Parcels	1,028	2,611,769

Personal	Count	Value
Agricultural	134	91,280
Commercial	36	223,273
Mobile Home	117	270,476
<b>Total Personal</b>	<b>287</b>	<b>585,029</b>
<b>Total Exempt</b>	<b>0</b>	<b>0</b>

**TIF Increment Value**

**Net Assessed** 585,029

**Net Assessed Under Protest**

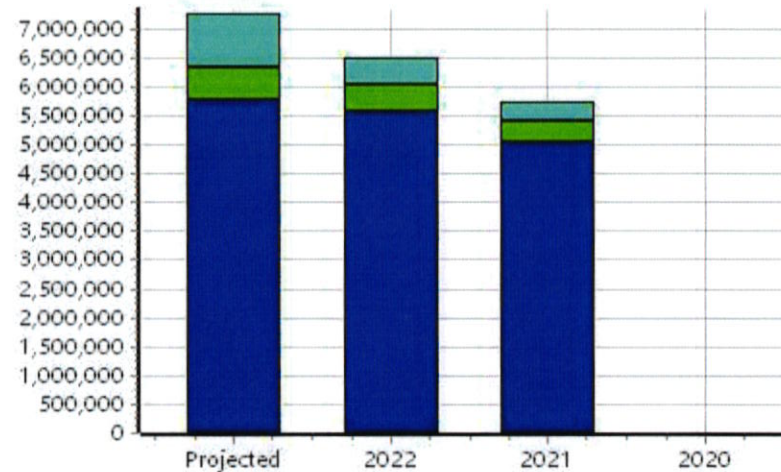
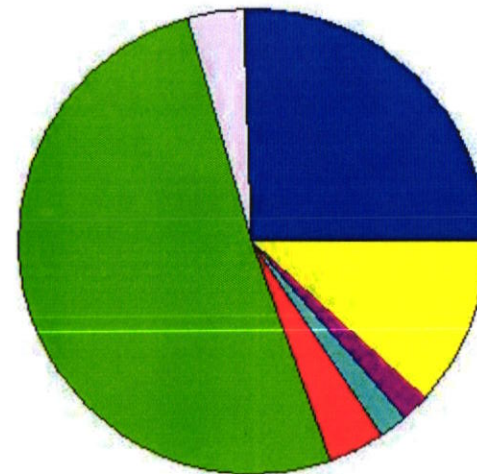
Public Service	Count	Value
<b>Total PS Value</b>	<b>8</b>	<b>920,648</b>
<b>TIF Increment Value</b>		
<b>Net Assessed</b>		<b>920,648</b>

**District Totals**

Total Gross Value	7,738,119
Homestead Loss	273,587
Other Exemption Loss	207,015
<b>TIF Increment Value</b>	
<b>Retained TIF Value</b>	
<b>Net Assessed Value</b>	<b>7,257,517</b>


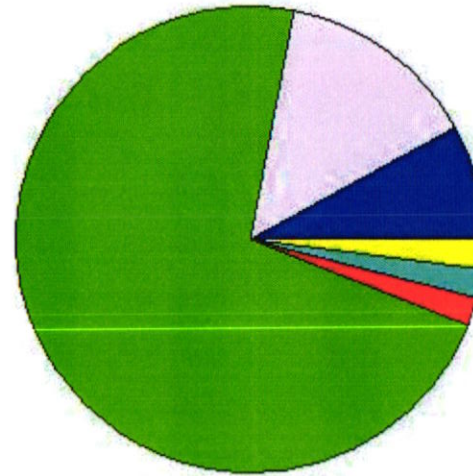
**Net Assessed Under Protest**

\* Public Service Protests Values are not included on this report.





Real	Count	Value
Agricultural	231	1,728,498
Commercial	66	2,811,106
Residential	1,641	14,520,486
<b>Total Real Value</b>	<b>1,938</b>	<b>19,060,090</b>
Homestead	442	469,349
Veteran	38	424,030
Other	0	0
<b>Total Exempt</b>	<b>512</b>	<b>893,379</b>



**TIF Increment Value**

**Net Assessed** 18,166,711

**Net Assessed Under Protest**

Senior Freeze	78	302,966
Capped Parcels	1,100	6,532,299

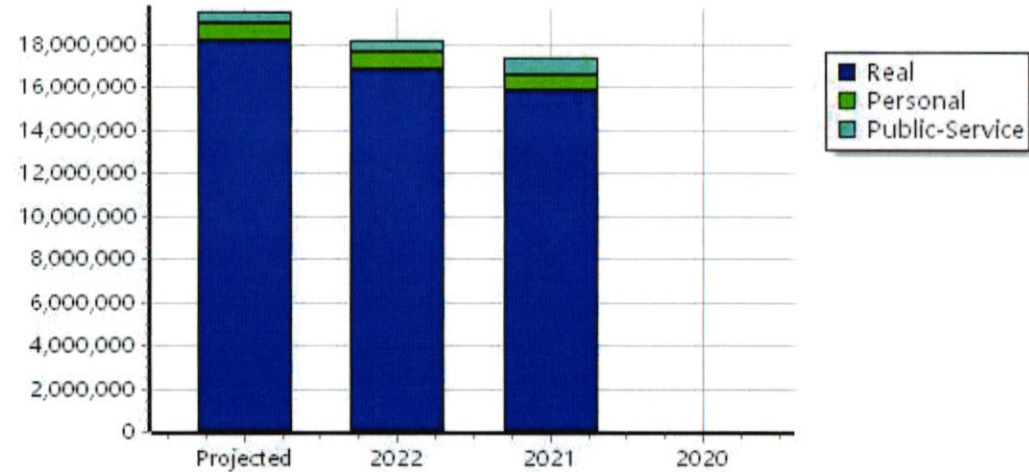
Personal	Count	Value
Agricultural	113	68,984
Commercial	27	282,883
Mobile Home	244	451,140
<b>Total Personal</b>	<b>384</b>	<b>803,007</b>
<b>Total Exempt</b>	<b>1</b>	<b>2,000</b>

**TIF Increment Value**

**Net Assessed** 801,007

**Net Assessed Under Protest**

Public Service	Count	Value
<b>Total PS Value</b>	<b>8</b>	<b>550,839</b>
<b>TIF Increment Value</b>		
<b>Net Assessed</b>		<b>550,839</b>




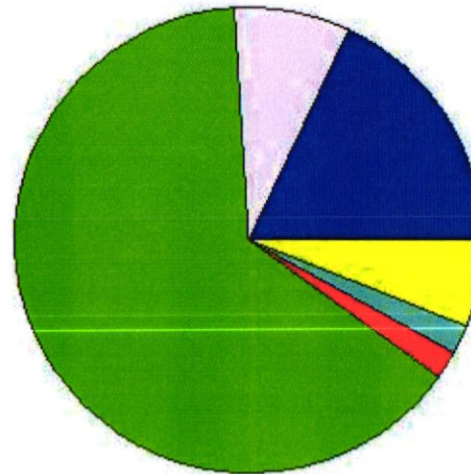
**District Totals**

Total Gross Value	20,413,936
Homestead Loss	469,349
Other Exemption Loss	426,030
<b>TIF Increment Value</b>	
<b>Retained TIF Value</b>	
<b>Net Assessed Value</b>	<b>19,518,557</b>

**Net Assessed Under Protest**

\* Public Service Protests Values are not included on this report.

Real	Count	Value
Agricultural	522	2,201,239
Commercial	45	925,647
Residential	1,214	8,080,975
<b>Total Real Value</b>	<b>1,781</b>	<b>11,207,861</b>
Homestead	357	401,480
Veteran	29	346,539
Other	0	0
<b>Total Exempt</b>	<b>432</b>	<b>748,019</b>



**TIF Increment Value**

**Net Assessed** 10,459,842

**Net Assessed Under Protest**

Senior Freeze	76	287,550
Capped Parcels	968	2,622,359


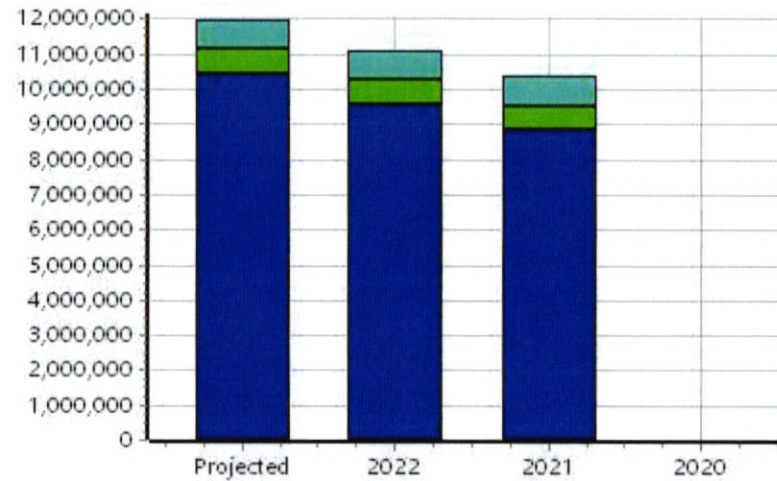
Personal	Count	Value
Agricultural	118	77,437
Commercial	34	233,213
Mobile Home	213	378,231
<b>Total Personal</b>	<b>365</b>	<b>688,881</b>
<b>Total Exempt</b>	<b>0</b>	<b>0</b>

**TIF Increment Value**

**Net Assessed** 688,881

**Net Assessed Under Protest**

Public Service	Count	Value
<b>Total PS Value</b>	<b>14</b>	<b>820,950</b>
<b>TIF Increment Value</b>		
<b>Net Assessed</b>		<b>820,950</b>


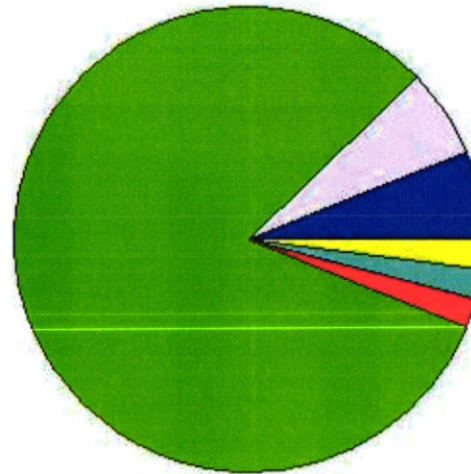


District Totals	
Total Gross Value	12,717,692
Homestead Loss	401,480
Other Exemption Loss	346,539
<b>TIF Increment Value</b>	
<b>Retained TIF Value</b>	
<b>Net Assessed Value</b>	<b>11,969,673</b>
<b>Net Assessed Under Protest</b>	

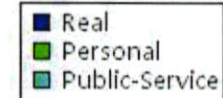
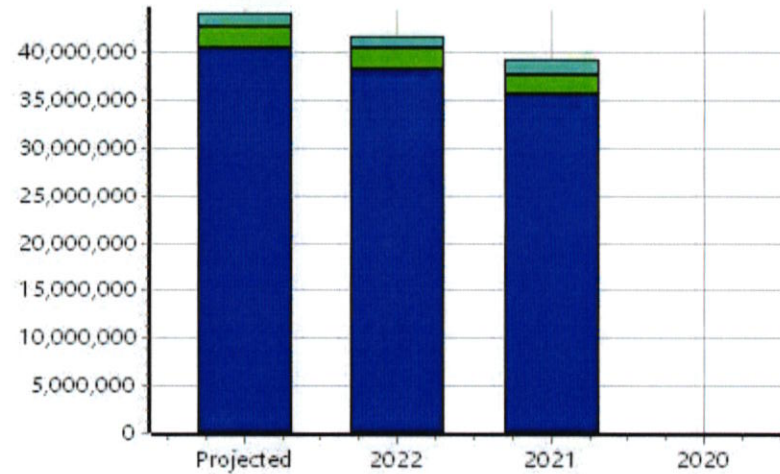
\* Public Service Protests Values are not included on this report.



Real	Count	Value
Agricultural	536	2,403,998
Commercial	125	2,713,909
Residential	5,890	37,178,306
<b>Total Real Value</b>	<b>6,551</b>	<b>42,296,213</b>
Homestead	700	749,844
Veteran	93	1,177,170
Other	0	0
<b>Total Exempt</b>	<b>844</b>	<b>1,927,014</b>
<b>TIF Increment Value</b>		
<b>Net Assessed</b>		<b>40,369,199</b>
<b>Net Assessed Under Protest</b>		
Senior Freeze	131	427,931
Capped Parcels	2,827	6,639,487




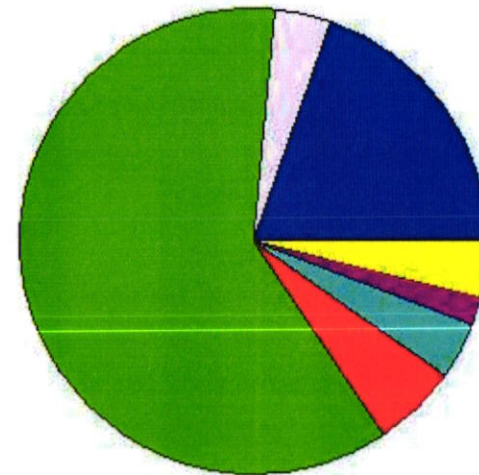
Personal	Count	Value
Agricultural	221	410,522
Commercial	85	1,055,883
Mobile Home	476	897,604
<b>Total Personal</b>	<b>782</b>	<b>2,364,009</b>
<b>Total Exempt</b>	<b>0</b>	<b>0</b>
<b>TIF Increment Value</b>		
<b>Net Assessed</b>		<b>2,364,009</b>
<b>Net Assessed Under Protest</b>		
Public Service	Count	Value
<b>Total PS Value</b>	<b>17</b>	<b>1,308,097</b>
<b>TIF Increment Value</b>		
<b>Net Assessed</b>		<b>1,308,097</b>



District Totals	
Total Gross Value	45,968,319
Homestead Loss	749,844
Other Exemption Loss	1,177,170
<b>TIF Increment Value</b>	
<b>Retained TIF Value</b>	
<b>Net Assessed Value</b>	<b>44,041,305</b>
<b>Net Assessed Under Protest</b>	

\* Public Service Protests Values are not included on this report.

Real	Count	Value
Agricultural	296	1,339,736
Commercial	12	214,867
Residential	1,060	3,992,253
<b>Total Real Value</b>	<b>1,368</b>	<b>5,546,856</b>
Homestead	210	239,235
Veteran	20	128,497
Other	0	0
<b>Total Exempt</b>	<b>262</b>	<b>367,732</b>



**TIF Increment Value**

**Net Assessed** 5,179,124

**Net Assessed Under Protest**

Senior Freeze	61	113,017
Capped Parcels	666	1,281,049

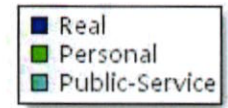
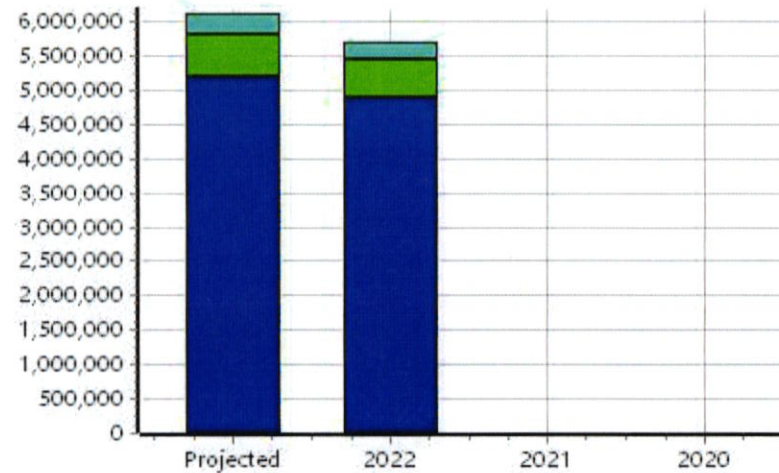
Personal	Count	Value
Agricultural	83	71,356
Commercial	30	194,640
Mobile Home	186	364,886
<b>Total Personal</b>	<b>299</b>	<b>630,882</b>
<b>Total Exempt</b>	<b>0</b>	<b>0</b>

**TIF Increment Value**

**Net Assessed** 630,882

**Net Assessed Under Protest**

Public Service	Count	Value
<b>Total PS Value</b>	<b>9</b>	<b>304,139</b>
<b>TIF Increment Value</b>		
<b>Net Assessed</b>		<b>304,139</b>

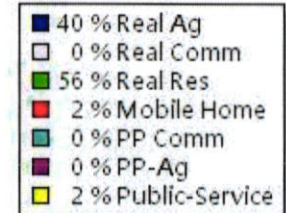
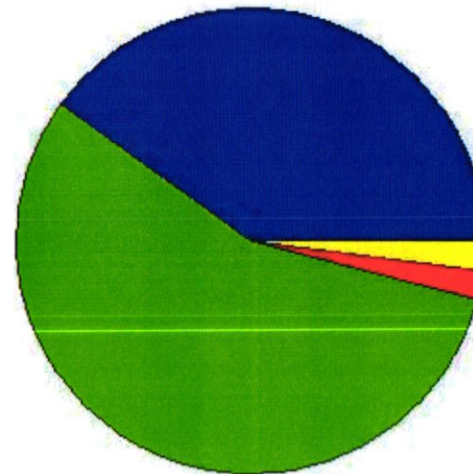


District Totals	
Total Gross Value	6,481,877
Homestead Loss	239,235
Other Exemption Loss	128,497
<b>TIF Increment Value</b>	
<b>Retained TIF Value</b>	
<b>Net Assessed Value</b>	<b>6,114,145</b>
<b>Net Assessed Under Protest</b>	

\* Public Service Protests Values are not included on this report.



Real	Count	Value
Agricultural	55	128,869
Commercial	0	0
Residential	219	177,790
<b>Total Real Value</b>	<b>274</b>	<b>306,659</b>
Homestead	5	5,000
Veteran	1	4,656
Other	0	0
<b>Total Exempt</b>	<b>6</b>	<b>9,656</b>



**TIF Increment Value**

**Net Assessed** 297,003

**Net Assessed Under Protest**

Senior Freeze	1	1,966
Capped Parcels	217	134,897

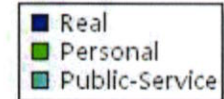
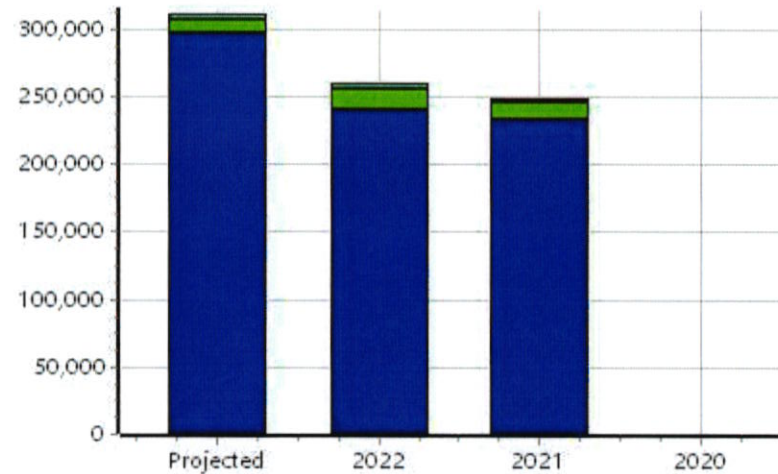
Personal	Count	Value
Agricultural	4	563
Commercial	3	45
Mobile Home	4	8,850
<b>Total Personal</b>	<b>11</b>	<b>9,458</b>
<b>Total Exempt</b>	<b>0</b>	<b>0</b>

**TIF Increment Value**

**Net Assessed** 9,458

**Net Assessed Under Protest**


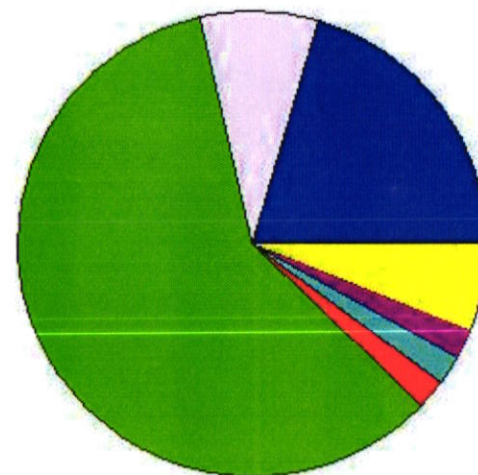
Public Service	Count	Value
<b>Total PS Value</b>	<b>2</b>	<b>4,251</b>
<b>TIF Increment Value</b>		
<b>Net Assessed</b>		<b>4,251</b>



District Totals	
Total Gross Value	320,368
Homestead Loss	5,000
Other Exemption Loss	4,656
<b>TIF Increment Value</b>	
<b>Retained TIF Value</b>	
<b>Net Assessed Value</b>	<b>310,712</b>
<b>Net Assessed Under Protest</b>	

\* Public Service Protests Values are not included on this report.

Real	Count	Value
Agricultural	651	4,066,208
Commercial	56	1,450,080
Residential	2,354	12,032,359
<b>Total Real Value</b>	<b>3,061</b>	<b>17,548,647</b>
Homestead	503	544,385
Veteran	40	333,702
Other	0	0
<b>Total Exempt</b>	<b>592</b>	<b>878,087</b>



**TIF Increment Value**

**Net Assessed** 16,670,560

**Net Assessed Under Protest**

Senior Freeze	103	462,847
Capped Parcels	2,302	9,954,676

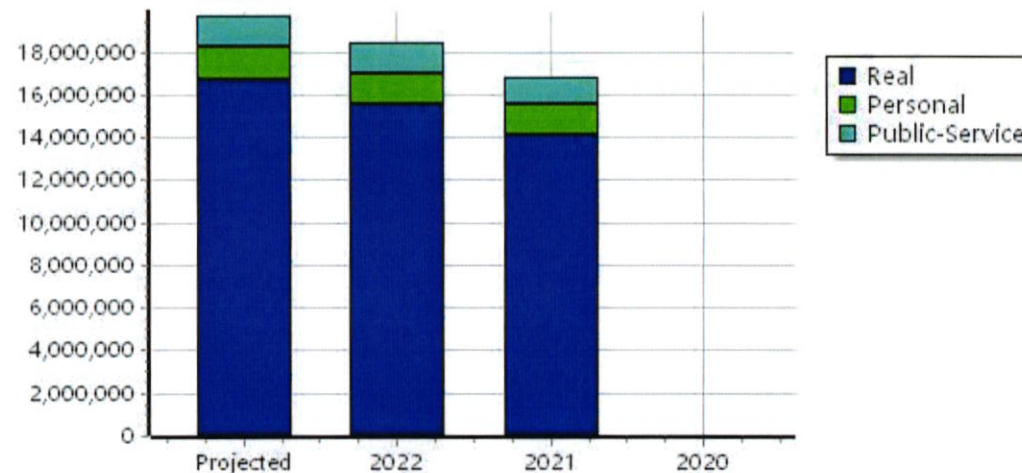
Personal	Count	Value
Agricultural	313	545,543
Commercial	68	578,100
Mobile Home	181	480,263
<b>Total Personal</b>	<b>562</b>	<b>1,603,906</b>
<b>Total Exempt</b>	<b>0</b>	<b>0</b>

**TIF Increment Value**

**Net Assessed** 1,603,906

**Net Assessed Under Protest**

Public Service	Count	Value
<b>Total PS Value</b>	<b>12</b>	<b>1,402,978</b>
<b>TIF Increment Value</b>		
<b>Net Assessed</b>		<b>1,402,978</b>



**District Totals**

Total Gross Value	20,555,531
Homestead Loss	544,385
Other Exemption Loss	333,702

**TIF Increment Value**

**Retained TIF Value**


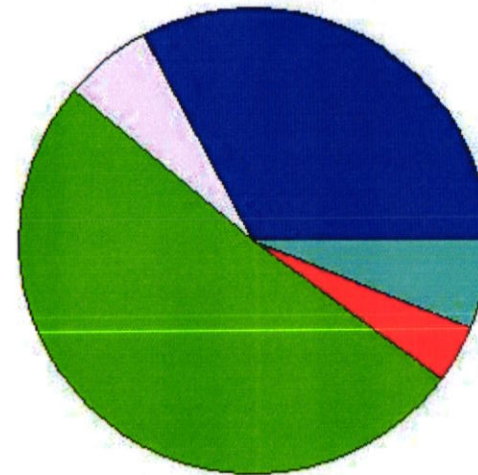
**Net Assessed Value** 19,677,444

**Net Assessed Under Protest**

\* Public Service Protests Values are not included on this report.



Real	Count	Value
Agricultural	86	425,187
Commercial	3	88,772
Residential	106	683,463
<b>Total Real Value</b>	<b>195</b>	<b>1,197,422</b>
Homestead	37	41,333
Veteran	1	16,092
Other	0	0
<b>Total Exempt</b>	<b>43</b>	<b>57,425</b>



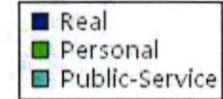
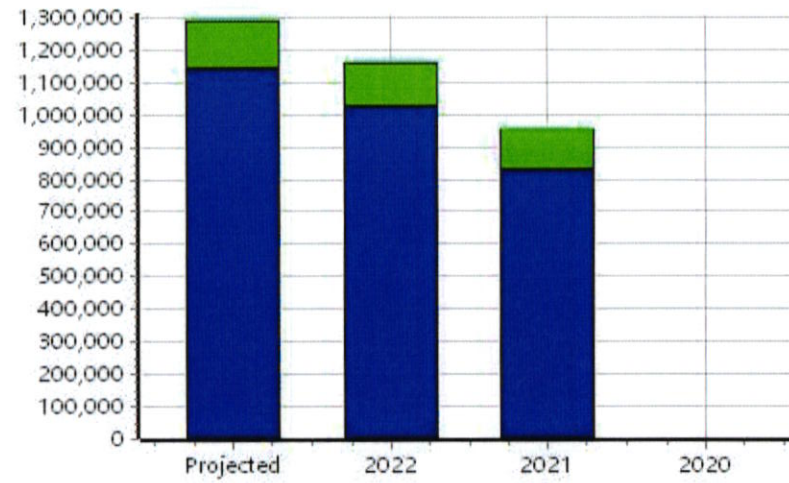
**TIF Increment Value**

**Net Assessed** 1,139,997

**Net Assessed Under Protest**

Senior Freeze	7	74,884
Capped Parcels	141	483,307

Personal	Count	Value
Agricultural	23	10,782
Commercial	7	91,074
Mobile Home	19	45,752
<b>Total Personal</b>	<b>49</b>	<b>147,608</b>
<b>Total Exempt</b>	<b>0</b>	<b>0</b>



**TIF Increment Value**

**Net Assessed** 147,608


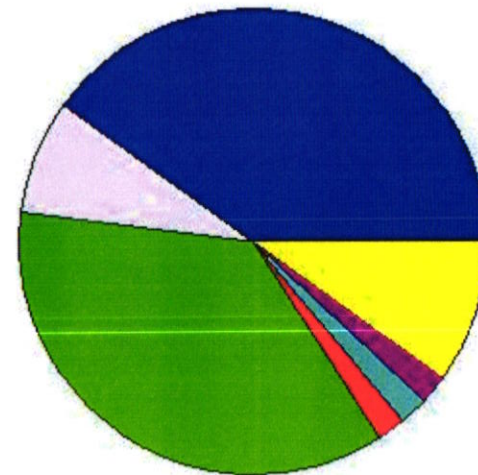
**Net Assessed Under Protest**

Public Service	Count	Value
<b>Total PS Value</b>	<b>5</b>	<b>5,845</b>
<b>TIF Increment Value</b>		
<b>Net Assessed</b>		<b>5,845</b>

District Totals	
Total Gross Value	1,350,875
Homestead Loss	41,333
Other Exemption Loss	16,092
<b>TIF Increment Value</b>	
<b>Retained TIF Value</b>	
<b>Net Assessed Value</b>	<b>1,293,450</b>
<b>Net Assessed Under Protest</b>	

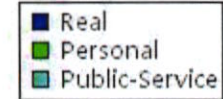
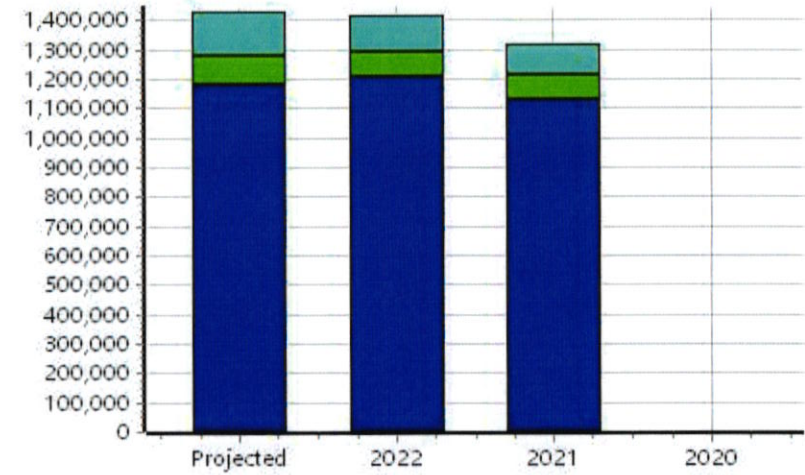
\* Public Service Protests Values are not included on this report.

Real	Count	Value
Agricultural	134	609,615
Commercial	7	131,898
Residential	163	533,047
<b>Total Real Value</b>	<b>304</b>	<b>1,274,560</b>
Homestead	34	38,000
Veteran	5	54,107
Other	0	0
<b>Total Exempt</b>	<b>44</b>	<b>92,107</b>



<b>TIF Increment Value</b>	
<b>Net Assessed</b>	<b>1,182,453</b>
<b>Net Assessed Under Protest</b>	
Senior Freeze	7      28,874
Capped Parcels	151      391,820

Personal	Count	Value
Agricultural	20	28,406
Commercial	8	40,508
Mobile Home	11	27,928
<b>Total Personal</b>	<b>39</b>	<b>96,842</b>
<b>Total Exempt</b>	<b>0</b>	<b>0</b>



<b>TIF Increment Value</b>	
<b>Net Assessed</b>	<b>96,842</b>
<b>Net Assessed Under Protest</b>	


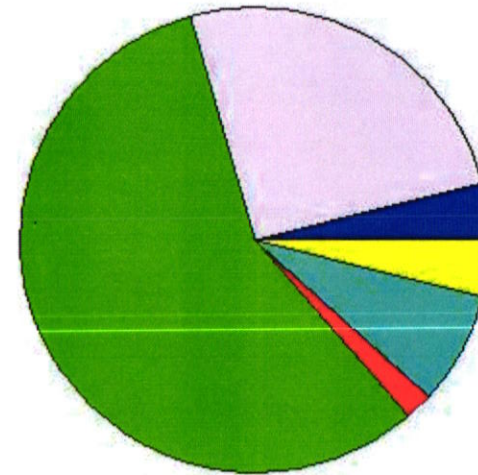
Public Service	Count	Value
<b>Total PS Value</b>	<b>6</b>	<b>149,671</b>
<b>TIF Increment Value</b>		
<b>Net Assessed</b>		<b>149,671</b>

District Totals	
Total Gross Value	1,521,073
Homestead Loss	38,000
Other Exemption Loss	54,107
<b>TIF Increment Value</b>	
<b>Retained TIF Value</b>	
<b>Net Assessed Value</b>	<b>1,428,966</b>
<b>Net Assessed Under Protest</b>	

\* Public Service Protests Values are not included on this report.



Real	Count	Value
Agricultural	696	3,940,605
Commercial	939	34,260,846
Residential	9,816	75,013,783
<b>Total Real Value</b>	<b>11,451</b>	<b>113,215,234</b>
Homestead	1,961	2,135,712
Veteran	175	2,268,423
Other	0	0
<b>Total Exempt</b>	<b>2,330</b>	<b>4,404,135</b>



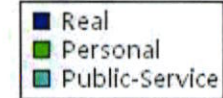
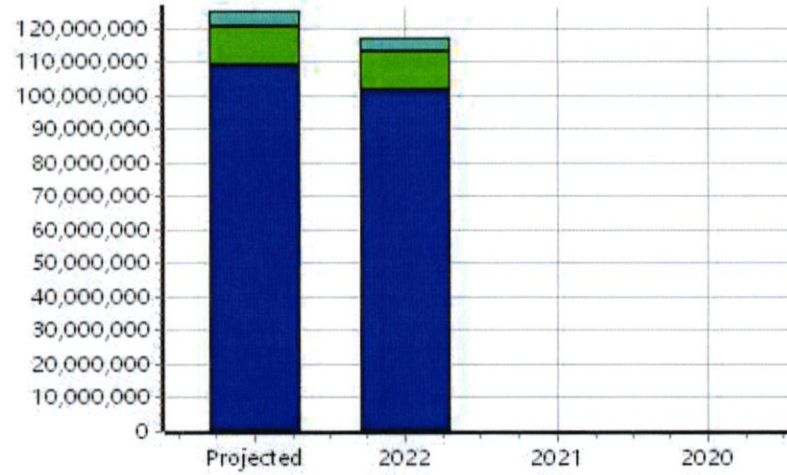
**TIF Increment Value**

**Net Assessed** 108,811,099

**Net Assessed Under Protest**

Senior Freeze	403	1,424,533
Capped Parcels	4,704	23,214,908

Personal	Count	Value
Agricultural	398	1,119,336
Commercial	698	9,312,567
Mobile Home	741	1,320,735
<b>Total Personal</b>	<b>1,837</b>	<b>11,752,638</b>
<b>Total Exempt</b>	<b>2</b>	<b>1,779</b>



**TIF Increment Value**

**Net Assessed** 11,750,859


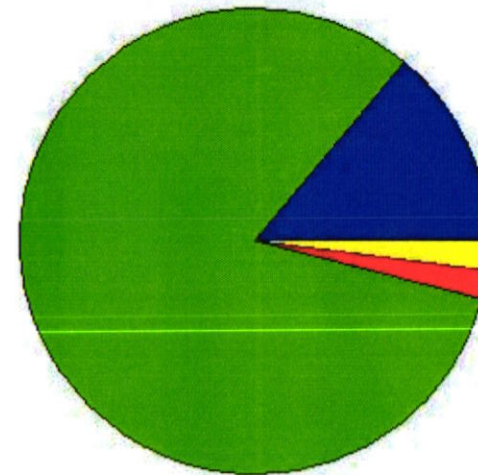
**Net Assessed Under Protest**

Public Service	Count	Value
<b>Total PS Value</b>	<b>29</b>	<b>4,290,584</b>
<b>TIF Increment Value</b>		
<b>Net Assessed</b>		<b>4,290,584</b>

District Totals	
Total Gross Value	129,258,456
Homestead Loss	2,135,712
Other Exemption Loss	2,270,202
<b>TIF Increment Value</b>	
<b>Retained TIF Value</b>	
<b>Net Assessed Value</b>	<b>124,852,542</b>
<b>Net Assessed Under Protest</b>	

\* Public Service Protests Values are not included on this report.

Real	Count	Value
Agricultural	142	1,062,718
Commercial	0	0
Residential	535	6,078,346
<b>Total Real Value</b>	<b>677</b>	<b>7,141,064</b>
Homestead	196	209,000
Veteran	8	133,915
Other	0	0
<b>Total Exempt</b>	<b>217</b>	<b>342,915</b>



**TIF Increment Value**

**Net Assessed** 6,798,149

**Net Assessed Under Protest**

Senior Freeze	28	140,054
Capped Parcels	385	1,684,165

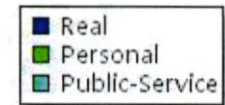
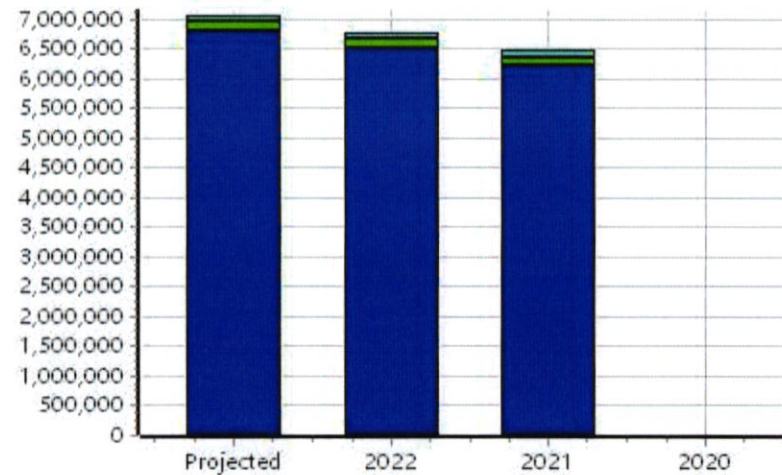
Personal	Count	Value
Agricultural	75	33,343
Commercial	9	18,467
Mobile Home	44	111,943
<b>Total Personal</b>	<b>128</b>	<b>163,753</b>
<b>Total Exempt</b>	<b>0</b>	<b>0</b>

**TIF Increment Value**

**Net Assessed** 163,753

**Net Assessed Under Protest**

Public Service	Count	Value
<b>Total PS Value</b>	<b>7</b>	<b>90,408</b>
<b>TIF Increment Value</b>		
<b>Net Assessed</b>		<b>90,408</b>



**District Totals**


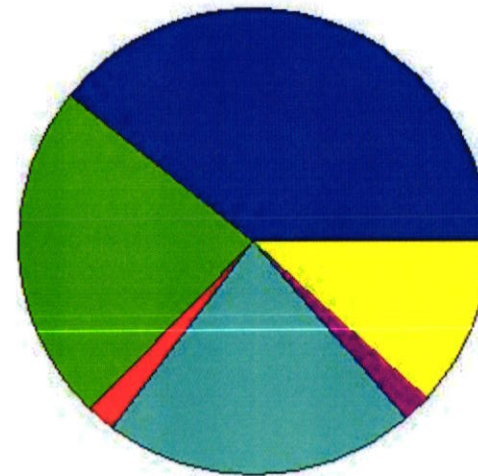
Total Gross Value	7,395,225
Homestead Loss	209,000
Other Exemption Loss	133,915
<b>TIF Increment Value</b>	
<b>Retained TIF Value</b>	
<b>Net Assessed Value</b>	<b>7,052,310</b>

**Net Assessed Under Protest**

\* Public Service Protests Values are not included on this report.



Real	Count	Value
Agricultural	343	2,386,949
Commercial	1	40,011
Residential	374	1,496,907
<b>Total Real Value</b>	<b>718</b>	<b>3,923,867</b>
Homestead	124	133,478
Veteran	6	45,133
Other	0	0
<b>Total Exempt</b>	<b>144</b>	<b>178,611</b>

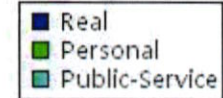
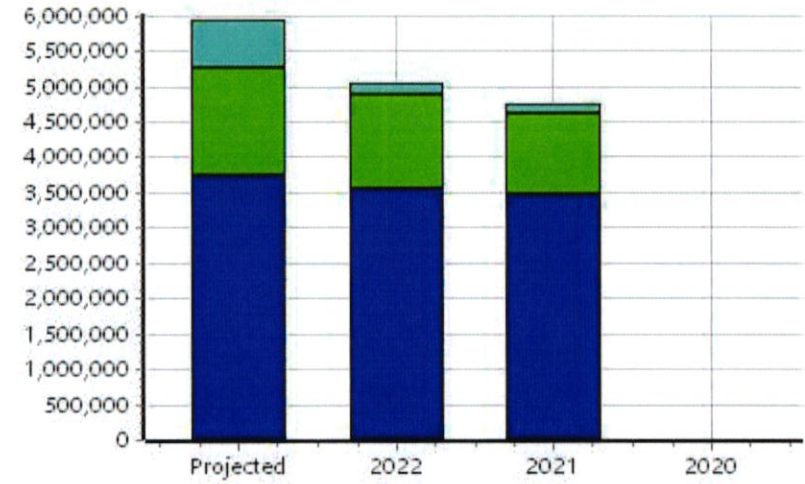


<b>TIF Increment Value</b>	
<b>Net Assessed</b>	<b>3,745,256</b>
<b>Net Assessed Under Protest</b>	
Senior Freeze	27 113,340
Capped Parcels	493 1,484,041

Personal	Count	Value
Agricultural	70	64,989
Commercial	23	1,313,486
Mobile Home	62	130,097
<b>Total Personal</b>	<b>155</b>	<b>1,508,572</b>
<b>Total Exempt</b>	<b>1</b>	<b>1,092</b>

<b>TIF Increment Value</b>	
<b>Net Assessed</b>	<b>1,507,480</b>
<b>Net Assessed Under Protest</b>	


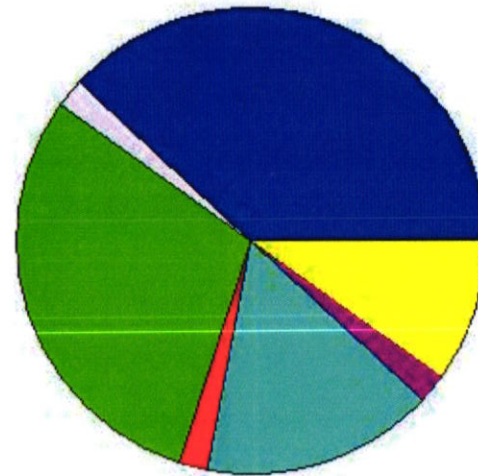
Public Service	Count	Value
<b>Total PS Value</b>	<b>6</b>	<b>686,054</b>
<b>TIF Increment Value</b>		
<b>Net Assessed</b>		<b>686,054</b>



District Totals	
Total Gross Value	6,118,493
Homestead Loss	133,478
Other Exemption Loss	46,225
<b>TIF Increment Value</b>	
<b>Retained TIF Value</b>	
<b>Net Assessed Value</b>	<b>5,938,790</b>
<b>Net Assessed Under Protest</b>	

\* Public Service Protests Values are not included on this report.

Real	Count	Value
Agricultural	563	3,421,751
Commercial	11	260,681
Residential	643	2,713,417
<b>Total Real Value</b>	<b>1,217</b>	<b>6,395,849</b>
Homestead	195	212,811
Veteran	12	115,332
Other	0	0
<b>Total Exempt</b>	<b>231</b>	<b>328,143</b>

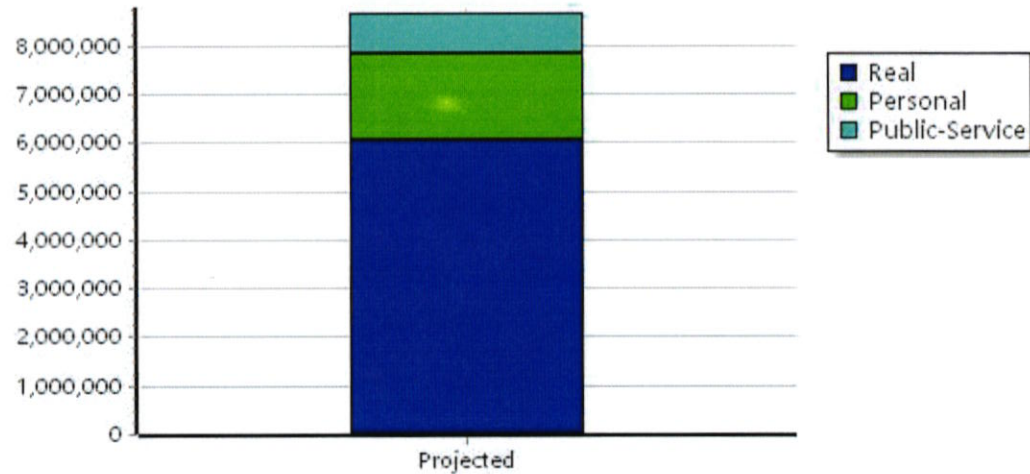


<b>TIF Increment Value</b>	
<b>Net Assessed</b>	<b>6,067,706</b>
<b>Net Assessed Under Protest</b>	
Senior Freeze	41      217,098
Capped Parcels	785      2,359,168

Personal	Count	Value
Agricultural	113	104,177
Commercial	38	1,445,068
Mobile Home	92	203,777
<b>Total Personal</b>	<b>243</b>	<b>1,753,022</b>
<b>Total Exempt</b>	<b>1</b>	<b>1,092</b>

<b>TIF Increment Value</b>	
<b>Net Assessed</b>	<b>1,751,930</b>
<b>Net Assessed Under Protest</b>	

Public Service	Count	Value
<b>Total PS Value</b>	<b>17</b>	<b>841,570</b>
<b>TIF Increment Value</b>		
<b>Net Assessed</b>		<b>841,570</b>


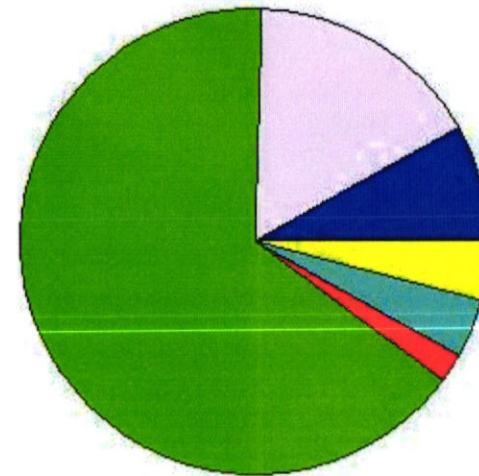


District Totals	
Total Gross Value	8,990,441
Homestead Loss	212,811
Other Exemption Loss	116,424
<b>TIF Increment Value</b>	
<b>Retained TIF Value</b>	
<b>Net Assessed Value</b>	<b>8,661,206</b>
<b>Net Assessed Under Protest</b>	

\* Public Service Protests Values are not included on this report.

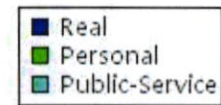
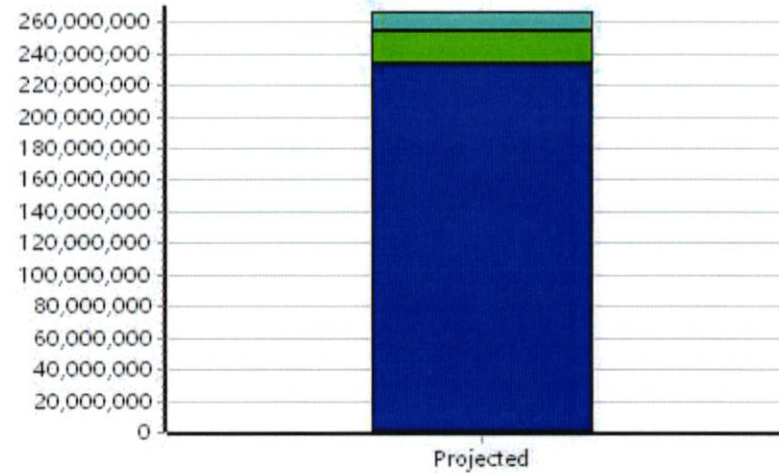


Real	Count	Value
Agricultural	4,811	24,744,353
Commercial	1,306	43,591,244
Residential	26,125	177,316,068
<b>Total Real Value</b>	<b>32,242</b>	<b>245,651,665</b>
Homestead	5,408	5,867,248
Veteran	504	5,951,041
Other	0	0
<b>Total Exempt</b>	<b>6,414</b>	<b>11,818,289</b>



TIF Increment Value	
<b>Net Assessed</b>	<b>233,833,376</b>
<b>Net Assessed Under Protest</b>	
Senior Freeze	1,060 3,984,516
Capped Parcels	16,349 60,435,921

Personal	Count	Value
Agricultural	1,858	2,747,369
Commercial	1,067	12,948,826
Mobile Home	2,545	4,933,344
<b>Total Personal</b>	<b>5,470</b>	<b>20,629,539</b>
<b>Total Exempt</b>	<b>4</b>	<b>4,490</b>



TIF Increment Value	
<b>Net Assessed</b>	<b>20,625,049</b>
<b>Net Assessed Under Protest</b>	

Public Service	Count	Value
<b>Total PS Value</b>	<b>137</b>	<b>11,823,865</b>
<b>TIF Increment Value</b>		
<b>Net Assessed</b>		<b>11,823,865</b>

District Totals	
Total Gross Value	278,105,069
Homestead Loss	5,867,248
Other Exemption Loss	5,955,531
<b>TIF Increment Value</b>	
<b>Retained TIF Value</b>	
<b>Net Assessed Value</b>	<b>266,282,290</b>
<b>Net Assessed Under Protest</b>	

\* Public Service Protests Values are not included on this report.